


MIND-TRAIN

Accessories-*FINE* Quality

PANTERA



256 South Robertson Blvd., Beverly Hills, CA 90211
(213) 836-4106


This price list is a supplement to our regular 3-ringed catalog available for \$35. It is divided into 5 categories for easy use. More information on specific Mind-Train Exclusives is available upon request. When ordering by mail, please be sure to include phone number and year of car.

Mind-Train Exclusives - page 1
Exterior Accessories - page 5
Interior Accessories - page 8

Performance - page 9
Miscellaneous - page 11

— MIND-TRAIN EXCLUSIVES —

*New, Uncomparable, Best-on-the Market, In Stock, Constantly Expanding,
Exclusive MIND-TRAIN Enterprises Pantera Stuff*



EUROPEAN STYLE CARPETS - \$200

European style and comfort that will transform your Pantera into a true G.T. car. You will enjoy luxurious thick pile carpeting better than found in any car. Designed for use in pent-house suites, this interior package is available in several colors, black being the most popular.

HURRICANE FAN MOTORS

- Shroud Extension - \$350 pr
- Tri-Star - \$500 pr

If your Pantera stays cool on the highway but overheats in stop-and-go traffic, then you need our Hurricane Fans and Motors. These motors develop twice the horsepower of the stock motors and turn our awesome six-blade fans.

When the Pantera is moving normally, there is enough air forced through the radiator by the motion of the car so that the fans are not necessary. At idle or in stop-and-go traffic, however, it is the fans that provide this critical air flow. The stock fan/motor combo is simply inadequate. We are so confident that our "Hurricane" Fans and Motors will solve your overheating problems at idle and stop-and-go traffic that your money will be refunded if they fail to.

Our shroud extension kit includes two Hurricane Motors and two 6-bladed fans attached to machined aluminum hubs with five aluminum bolts and nuts safety-wired in place. Also included are two aluminum shroud extensions that are pre-drilled for easy attachment to the stock shroud. These extensions are necessary because of the added width of the 6-bladed fans.

Our Tri-Star version gives you two fully assembled, hand-crafted aluminum shrouds with the steering wheel look. The complete assembly is ready to drop into place and plug in.

"BIG THROATS" EXHAUST SYSTEM

The following components make up the most complete exhaust system for the Pantera (or any other car). Our unique and proven design offers maximum performance and variable sound control, all at a reasonable price. Keep in mind that our "Big Throats" were designed not simply as a replacement system, but as a vast improvement over the restrictive stock system. Upgrade your pride and joy with our "Big Throats" . . . by far the most popular accessory for the Pantera.

MIND-TRAIN STAGE III HEADERS - \$325 pr

The first set of headers good enough to wear our name. Heavy 16-gauge mandrel-bent primary tubes are jig welded to the 3/8" thick flange (no more warpage). Hand formed port matching with special high-port bias for improved flow capacity. Includes manifold and collector gaskets and set of 16 header bolts, collector-flange bolts, nuts, and lockwashers.

BIG THROAT TAILPIPE AND MUFFLER ASSEMBLY

- Straights (1971-72 Panteras) - \$350 pr

- Angles (all Panteras) - \$350 pr

There are many reasons why our "Big Throats" are the most popular exhaust system for the Pantera - looks, sound, and unsurpassed quality. Superior design and hence maximum performance. Whether your Pantera is stock or modified, you owe it to yourself to use only the best. Mandrel bent 2½" diameter tubes are jig welded to 14-gauge muffler cases. Chrome tips are either horizontal to ground level (angles) or at an incline (straights). Include nylon-reinforced muffler hanger, bolts, and instructions.

REMOVABLE RESONATOR INSERTS - \$70


Designed to effectively quiet the rumpity-rumpity of our "Big Throats" (if you should so desire), these fiberglass wrapped resonators slip into the chrome tips of our system. Can be inserted and removed at your whim. Set of 4.

CROSSOVER AND EQUALIZER ASSEMBLY (kit) - \$75

Must be welded to "Big Throats" (any competent muffler shop can install easily). Offers state-of-the-art performance by further reducing the backpressure and smoothing out the exhaust pulses. Mid-range performance increase can actually be felt. May be used either with resonator inserts (for maximum noise and resonance reduction) or without inserts (noise reduction with equalizer alone is almost as much as with inserts alone - backpressure, however, is much less with equalizer and no inserts).

The middle section of the crossover tube is surrounded by a muffler-like body. The purpose of the body is to house the special asbestos and fiberglass packing which keeps heat away from the air conditioning condenser. This body also hides the unsightly cross member under the transaxle from view.





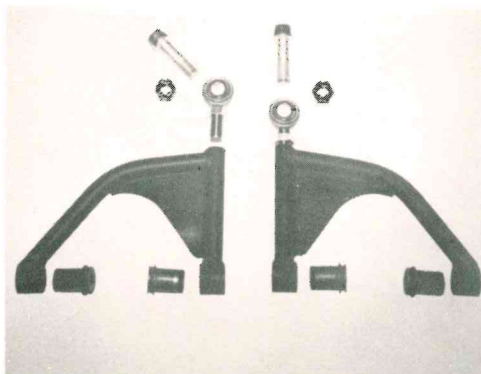
CHROME EXHAUST TIPS

- set-screw attachment (set of 4) - \$50
- weld-on attachment (set of 4) - \$40

These show quality chrome tips are the same tips used on our Big Throats. If you need something to cover the rusted stock tips, then these will do the trick. Available in two versions. The weld-on tips will look professional but, of course, involve welding. Our set-screw version features drilled and tapped holes with allen head set-screws and a thin jam nut. Installs in seconds.

LEGS (A-ARMS)


- 4130 Chrome Moly - \$400 pr



If your rear tires are wearing out on the inner edges faster than they are on the outer ones, and normal wheel alignment doesn't solve the problem, then what you need are "the best legs in town". Our exclusive, adjustable, upper A-Arms feature threaded stainless steel ball joints. They allow proper adjustment of Camber (not possible on many Panteras) and also allow widening of rear track (up to 2 inches total) to super-tune handling characteristics. Helps fill void between rear wheel and body.

Our "legs" are made of high strength 4130 chrome moly (far stronger than stock). They are precision welded on a jig assuring perfect fit. Included with the set are new steel-cased rubber bushings (for street use) or teflon bushings (recommended for race only). Please specify type of bushings desired.

MIND-TRAIN WINDOW LOUVERS - \$2000




These hand-crafted custom louvers are aesthetically designed to cover up the unfinished look of the rear window and to bring out the true beauty of the Pantera from ALL angles. The louver sits between the rear wings rather than on top of them.

These louvers are carefully assembled with the use of numerous jigs to insure consistent and non-compromising quality. Each slat is individually aimed and solidly attached with at least 10 rivets. Our louver is supported in the center the full length of the deck lid and on the sides with four quarter-turn quick-release aircraft fasteners. The fasteners are waterproof and allow tilting of the louver for easy cleaning of the deck lid. We also provide a support rod and extra rubber-footed dummy feet to be used when washing the car.

Thorough and beautiful. A bargain at \$1500 when others, available at \$169, may not be worth installing.

**COMPLETE MIND-TRAIN TWIN TURBO KIT
WITH BIG THROAT MUFFLERS**



MIND-TRAIN TURBOS

Now you can have your cake and eat it too! Why should anyone have to give up low-end and mid-range performance (and hence, "streetability") so that they can experience the sheer ecstasy of screaming power in the 3000 to 7000 rpm range? With turbocharging, you can have the BEST of both worlds.

After over 4 years of development, Mind-Train has the twin-turbo kit most turbo-"plumbers" find so elusive. We've done it and are proud of it. Turn your Pantera into a Starship! We've licked turbo-lag and can custom tailor your kit to give up to 15 lbs. boost without self-destruction. Engineering does make a difference.

Our kit is available in either the basic form or complete form. Either way, you'll never have to weld, cut body panels, nor discard the engine screen. Keep the rear trunk liner in its entirety.

If you already have some of the components in our complete kit, then we'll subtract our selling price of those items from the total.

BASE KIT INCLUDES:

Twin Rajay Turbos with "Quick-Change" Turbines
Control Chamber with automatic directional flow gate
Turbo Headers
Turbo Tail pipes
"BigThroats" mufflers

(Cost - \$3500)


COMPLETE KIT ALSO INCLUDES:

Boost Limiters (Set of 4)
Combination Vacuum Turbo
Boost Gauge by Stuart Warner
Hi-Flow Air Cleaner
Holly Carburetor
Edelbrock Aluminum Intake Manifold Modified for Control Chamber Modulation
"Quick-Change" V-Clamps (Set of 4)
Hose Clamps (Set of 8)
Radiator Hose (6 feet)
Silicon Compressor Hoses (Set of 4)

Turbo Oil Feed Lines
Turbo Oil Return Lines (Aeroquip)
Polished Aluminum Valve Covers Modified for Oil Return Fittings
Throttle Cable Extensions
Hurricane Motors/Fans
Jacobs Computerized C.D.
All necessary hardware, bolts, and gaskets
Complete step-by-step instructions

(Cost - \$5000)

PANTERA BRA



- early model (1971-1972) - \$70
- late model (1972L-on) - \$70

Custom made to protect the fine finish from flying stones, stains, and road tar. Thick, resilient black Naugahyde features a soft, cling backing to prevent chafing. Tailored for the Pantera, the Bra is fitted by easy-to-use fasteners which do not require any drilling and are secure at speeds in excess of 100 mph.

CAR COVERS



- early (1971-1972) - water repellent - \$100
- late (1972L-on) - water repellent - \$100
- early (1971-1972) - water proof - \$110
- late (1972L-on) - water proof - \$110

Car covers are available either waterproof or water repellent for protection from the sun, dirt, wind, rain, and snow. A water repellent cover will become soaked when exposed to rain or even heavy dew. A waterproof cover will not allow water to pass through the fabric. If water does get under a waterproof cover, either from seam leakage or from condensation due to rapid temperature changes, it can cause clouding of the paint because the moisture under the cover is trapped. If the fabric of the cover is water repellent, the moisture (which can also be caused from condensation by the sun) will evaporate through the pores of the fabric and no paint damage can take place.

In short, use a water repellent car cover for protection from the sun. For protection from rain or snow, use a waterproof cover.

CIBIE "Z-BEAMS" - \$69pr

7" Quartz Iodine Headlamp Conversion. The Cibie "Z-Beam" is a highly refined version of the famous European Code headlight providing a tremendous low beam range while reducing glare to oncoming traffic. By incorporating a new design of prisms into the lens and aiming them higher than ordinary headlamps, Z-beams put out a powerful beam that reaches out over 4000 feet. An internal bulb shield with an improved bulb filament alignment limit the escape of uncontrolled light. A cut-off pattern at the top of the beam restricts dazzling glare to oncoming motorists.


CIBIE RECTANGULAR DRIVING LIGHTS

- clear - \$50ea
- amber - \$50ea

CIBIE RECTANGULAR FOG LIGHTS

- clear - \$50ea
- amber - \$50ea
- clear (Calif. approved) - \$50ea

Cibie 35





CENTER LINE WHEELS

Are lighter, yet stronger than the original Campagnolo cast magnesium wheels. They feature 2-piece stamped aluminum construction with exclusive aircraft rivets. No adaptors necessary.


SIZE	LBS.	
15 x 7	13.1	\$110
15 x 8½	13.8	\$120
15 x 10	14.8	\$160
15 x 12	15.5	\$180
15 x 14	17.7	\$200

DAYTON KNOCKOFF WIRE WHEELS

- front 15" x 7" - \$325ea*
- rear 15" x 8" - \$350ea*

* lead hammer included with set of four


These superb wire wheels are now available for the Pantera. They offer the utmost in quality, strength and elegance. Comes complete with adaptor and true knock-offs. Meticulously built by the largest and oldest manufacturer of wire wheels in the U.S. -- Dayton Wheel Products.




WHEEL SPECIALTIES WIRE WHEEL

- front 15" x 7" - \$125ea
- rear 15" x 8" - \$125ea

Designed and built in California specifically for American built cars, the wheel features a strong steel hub laced to a steel rim, using forty - ¼" high strength alloy steel spokes with matching nipples. The design of the hub is such that the wheel bolts directly to your car in the same manner as the standard factory wheel. No rework or special adaptors are required. The wheels, completely and beautifully chrome plated, come with matching hubcaps.



AMERICAN RACING WHEELS




- front (natural finish) - \$48ea
- front (polished) - \$50ea
- rear (natural finish) - \$54ea
- rear (polished) - \$59ea
- lugnuts (set of 20) - \$20

One of the strongest one-piece aluminum wheels made, these offer the most original and distinctive design in the racing wheel market today. Built of high strength alloys and engineered to withstand the torque and wheel pressures of today's stringent freeway and race driving. Available in natural finish or highly polished aluminum spokes and bright polished flanges.



10" CAMPAGNOLO WHEELS - \$485ea

McGARD WHEEL LOCKS



- stock Pantera Campagnolo - \$15/set of 4
- "mag" type aftermarket wheels - \$15/set of 4

You replace one lug nut on each wheel with a McGard lock - a tapered smooth nut so slick and hard you can't grip it with anything. To remove or replace it, you use the special key-wrench provided. There are jillions of patterns in the keys, so duplication is unlikely.

HIT 7600 SEMI-AUTOMATIC ELECTRIC ANTENNA - \$35

Includes two-way switch, mounting hardware, wire.

6" x 9" SPEAKER ADAPTORS (to fit in doors) - \$35pr

Includes rivet gun and instructions.




SCHEEL SEAT MODEL 201P - \$850pr

The one and only seat with adjustable backrest "as you drive". Combines superior comfort with superb support. Includes headrest and installation kit.

SISAL MATS - \$35pr


A tight, concentrated weave of 100% sisal fibers distinguishes these exceptionally strong and long-wearing mats. In a choice of several colors - blue, brown, red, and charcoal (charcoal being the most popular). Sisal brings a designer look to the interior. Sturdy and durable, the mats resist fading, dirt, grease, oil and mildew. Adding to their durability is a vinyl driver's heel pad. A special backing of industrial strength compressed rubber prevents the absorption of moisture. Velcro fasteners secure Sisal's custom fit to original carpeting. Just brush to clean, or use a mild detergent.



ALUMINUM VALVE COVERS

- Natural Finish Boss 351 - \$55pr
- Polished - \$50pr
- Black Krinkle Finish - \$30pr

These sharp looking aluminum valve covers are a snap to install. Just remove the stamped steel ones and replace.



OFFENHAUSER AIR CLEANER - \$35

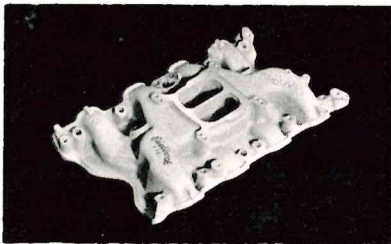
This 14" diameter air cleaner provides more clearance between the air cleaner and engine grill. It features open sides around the perimeter for better air flow to the carburetor.

HOLLY CARBURETORS

- 600 cfm (street use) - \$100
- 600 cfm w/ EGR system (street use) - \$100
- 650 cfm double pumper (street use) - \$120
- 735 cfm (hi-performance) - \$105
- 850 cfm double pumper (competition) - \$145

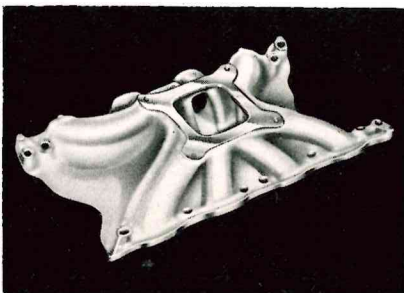
These offer the ultimate in high performance carburetion. They will fit the Edelbrock Manifolds (below) or the early '71 Ford/Pantera manifold. Four models are offered to cover a wide variety of needs.

EDELBROCK HI-RISE MANIFOLD F351 - \$150



The Hi-Rise manifold incorporates the famous Edelbrock 180° balanced firing order, with exclusively smooth low ports; thus allowing unrestricted flow continuously. . .each cylinder receiving an equal flow without interruption. The 180° gives you complete distribution throughout any operating range. Used by racing professionals, the name Edelbrock has always stood for quality high-performance products. Where necessary, provision for smog device has been made for this manifold. Includes Ford Motor Co. intake gasket and set of required bolts.


EDELBROCK TORKER 351 - \$175



A high performance manifold with better mid-to-high rpm performance than the Hi-Rise F351 and with a slight loss of low rpm response. It has provision for the EGR (exhaust gas recirculation) systems. This manifold is 5/8" higher than the F351 and will not fit under the hood of the Pantera with its stock air cleaner. Includes Ford Motor Co. intake gasket and set of required bolts.


KONI SHOCK ABSORBERS

- front \$89ea
- rear \$89ea




Every Koni Shock Absorber is factory tuned for a specific car and model; and is designed with a unique valve adjustment which permits further adjustments to your individual driving needs. Koni Shocks are a necessity for competition driving and the driver who demands superior handling of his car. Koni Shocks bolt on to the original mounts of your car without modifications and come complete with installation instructions. Famed for lasting 100,000 miles, and available for virtually all post-war cars; one Koni ride and you will ride Koni forever. Includes set of DeTomaso bushings.

PERFORMANCE CAMSHAFT KITS - 30% off



Camshafts and coordinated valve-train kits can improve your gas mileage or increase your power. 30% discount on all Crane, Crower, Iskendarian, and Sig Erson cams and assemblies. Write for specific cam recommendation giving complete information on modifications planned, or already on the car, and intended use of the car. This is one of the best ways to tune the Pantera to your way of driving.

HURST/AIRHEART DISC BRAKES - \$1785



These brakes were developed on the Mind-Train Pantera by Hurst/Airheart, the leading manufacturer of racing disc brakes. This system includes four larger vented rotors, four aluminum 4-piston calipers, missile brake lines, four machined aluminum hats, and necessary hardware for installation. Truly the ultimate in braking control, they must be felt to be believed.

AEROQUIP BRAKE LINES - \$55set

Replace your flex brake lines (found between inner fender wells and wheel cylinders) with steel-braided aeroquip lines. These lines will not balloon nor expand and are one solution to the spongy brake feel. Our lines utilize steel end fittings rather than the easily stripped aluminum fittings sometimes used. Proper fittings assure simple attachment. For use with stock brakes.

WHEEL BEARINGS

- front (one wheel) - \$17
- rear (one wheel) - \$36

U.S. made top quality bearings keep wheels rolling. The rear bearings feature a teflon or compound seal and are pre-lubricated. Lower quality bearings are around, but these are the best available.

TEFLON A-ARM AND SHOCK BUSHINGS

- shock bushings (set of 8) - \$60
- A-Arm bushings (set of 8) - \$60

Machined from high grade teflon. These bushings are designed to replace the stock metal and rubber one. These bushings will give your suspension a more positive and precise feel.

SHORTENED U-BRACKETS WITH TEFLON BUSHINGS


- set of 4 - \$80
- set of 4 with 4 teflon bushings - \$110

These brackets are designed to replace the stock brackets and bushings at the lower rear A-Arms. By slightly narrowing the rear track, these brackets allow for 3/16" positive camber adjustment in those Panteras where removal of all shims will not provide proper camber.

NEW U-JOINTS (from Ford) - \$59.25ea

REPLACEMENT HALF SHAFTS AND U-JOINTS

- New heavy duty half-shaft assembly with two H.D. U-Joints (for one wheel) - \$200
- Above but fully assembled and lubed. Simple bolt-in. (Installation time for backyard mechanic: 1-2 hours.) - \$250
- Replacement U-Joints with lube fitting for greasing. - \$34pr



NEW REAR AXLES (from Ford) - \$125 ea


REBUILT AXLES - \$75ea, plus \$10 core charge.

(\$10 refunded when old axle is returned.) Welded and machined axles. Latheturned to tolerances equal to or better than stock.

10-QUART STEEL OIL PAN - \$200, plus \$30 core charge.


(\$30 refunded when oil pan is returned.) This modified oil pan will increase the oil capacity for those engines that require it.

JACOBS IGNITION COMPUTER - \$125



This ignition system is compatible with both conventional point distributors (stock) and the newer electronic distributors. It is the only system that exactly tunes the spark to guarantee maximum combustion efficiency. This patented ignition computer is the only one that carries a money back guarantee.

COMPUCRUISER WITH CRUISE CONTROL - \$169



In this Space Age where electronics rule "the outer world", it's nice to know your Pantera can be equipped with a computer which allows for cruise control for leisurely driving . . .you tell the computer how fast you want to travel and Compucruiser takes over. It also has 44 different functions to help you monitor your environment. . .all at the touch of a button -- features such as instantaneous responses telling you the outside air temperature and cabin temperature; current gas mileage and rally information; and automatic data sensors which tell you time, distance, or fuel to empty.

FLAME-OUT ON-BOARD FIRE CONTROL SYSTEM - \$150



Manufactured to the highest aircraft standards, this compact mini-system discharges approximately 35 seconds of Dupont Freon FE-1301 over the desired locations. Complete remote control offers quick and safe fire protection, especially in a car such as the Pantera where engine compartment access is not easily attainable. FE-1301 leaves no residue, no foam and no dry powder, reducing costly after-fire cleanup. With other fire extinguishing agents, cost of repairing engine damage can exceed the cost of damage by fire. Complete with valve, gauge, clamps, nozzles, and installation instructions.

MIND-TRAIN PANTERA CATALOG - \$35




The most informative catalog of Pantera accessories available. The catalog is unique because our whole approach to selling is to make the buyer aware so that an intelligent choice can be made. If you're going to invest some money in accessories, modification, or upkeep of your Pantera, then a \$35 investment to get a GOOD look and expert advice is more than worth it. It includes special articles and large 8" x 10" quality photos, all compiled in our 3-ring binder. WHAT EVERY PANTERA OWNER SHOULD HAVE!

Prices effective January 1, 1980. Shipping via UPS.

California residents, please include 6% sales tax.

MIND-TRAIN Enterprises cannot guarantee that a Pantera equipped with parts in this catalog will comply with State or Federal lighting or emission regulations. Please consult local codes for legality.



MIND-TRAIN

We would like to inform all Pantera International members of our new prices and new shipping policy (shipping COD).

As a courtesy, we will maintain our current prices and current shipping policy (we pay for shipping via UPS Air Service) until the end of the year.

Also, please note our NEW ADDRESS and new telephone number.

<u>Description</u>	<i>Current Price (shipping included)</i>	<i>Price-Effective Jan. 1, 1978 (shipping COD)</i>
Mind-Train Stage III Exhaust Headers	\$ 150.00	\$ 175.00
Big Throats Tailpipe & Muffler Assembly:		
- Straights - 1971-72 Panteras	185.00	200.00
- Angles - all Panteras	185.00	200.00
Resonator Inserts (for tailpipes, set of 4)	50.00	50.00
Crossover & Equalizer Assembly (kit)	50.00	50.00
Chrome Exhaust Tips:		
- Show Quality - Weld-on attachment	30.00	40.00
- Show Quality - Set screw attachment	40.00	50.00
Window Louvers: - Unpainted	---	495.00
- Painted	385.00	545.00
Hurst/Airheart Disc Brakes	1785.00	1785.00
Hurricane Fans/Motors: - Shroud Extension	175.00	195.00
- Tri-Star	235.00	295.00
Mind-Train Turbos: - Basic Kit	2100.00	2100.00
- Complete Kit	3000.00	3000.00
Legs (A-Arms): - Chrome Moly	280.00	280.00
- Stainless Steel	380.00	380.00
Jensen Triaxial Speakers with 6X9 Speaker Adaptors (to fit in doors)	120.00	120.00
6X9 Speaker Adaptors (to fit in doors)	35.00	35.00
European Style Carpets	200.00	200.00
Sisal Mats (black)	25.00	25.00
Revson Air Dam	100.00	100.00
Jacobs Computer Ignition	100.00	100.00
Cibie "Z-Beams" - 7" Quartz Iodine Headlamp Conversion	55.00pr	55.00pr

NEW ADDRESS: 256 S. Robertson Blvd., Beverly Hills, CA 90211 (213) 933-6993.



MIND-TRAIN Enterprises

Listed below are recommendations for the removal of the stock Pantera exhaust system and the installation of the "Big Throats" system.

Removal of Stock Pantera Exhaust System

1. Raise Pantera so that both rear wheels are off the ground. Remove both rear wheels.
2. Remove stock mufflers.
3. Remove stock exhaust manifolds.
4. Set the stock exhaust manifolds and mufflers next to your new "Big Throats" system for a direct comparison and the reason for Step 5 will be obvious. Take your time on this step (Step 4) as Step 5 is a s.o.b.
5. Remove left and right axle halves and replace - with the solid shaft portion of the half shaft near the transaxle and the sleeve portion toward the wheel. This allows additional clearance for the large 2½" diameter "Big Throats" tailpipe. Remember that the nuts and bolts that hold both ends of the axle halves in place must be installed with the nut toward the transaxle and the head of the bolt toward the wheel.

There will not be an increase in unsprung weight (which could affect handling) when the axle halves are reversed as both ends weigh exactly the same. Though there are only eight bolts holding each half in place, it will normally take 1 hour per side to reverse the axles.

Installation of "Big Throats" System

1. Install new Stage II Thunderbird Headers with exhaust gasket provided. Bolts should be snug but loose enough so that "slight" movements can be made for alignment purposes. If the bolts are too loose, misalignment will occur when final tightening is done (Step 5).
2. Install "Big Throats" tailpipes and mufflers by first hanging on muffler support and then bolting flange of tailpipe to the header flange. Use new gasket provided.
3. Carefully align muffler on muffler hanger so that the chrome exhaust tips are correctly placed. The system was designed so that there is 3/4" clearance between the chrome tailpipe tip and the rear of the muffler well in the Pantera body. Pre-L models (Big Throats straights) will have less clearance.
4. Tighten the 3 bolts holding the tailpipe to the exhaust header collector.
5. Tighten the bolts that hold the exhaust header to the engine.
6. Lightly tap resonator inserts into the tailpipe with the cone shape toward the rear of the car. If necessary, bend front edge of resonator out (at two points only) so that it fits snugly when inserted. The fit should not be so tight that the resonators cannot be removed at a later time.
7. Run engine and re-tighten all bolts.

